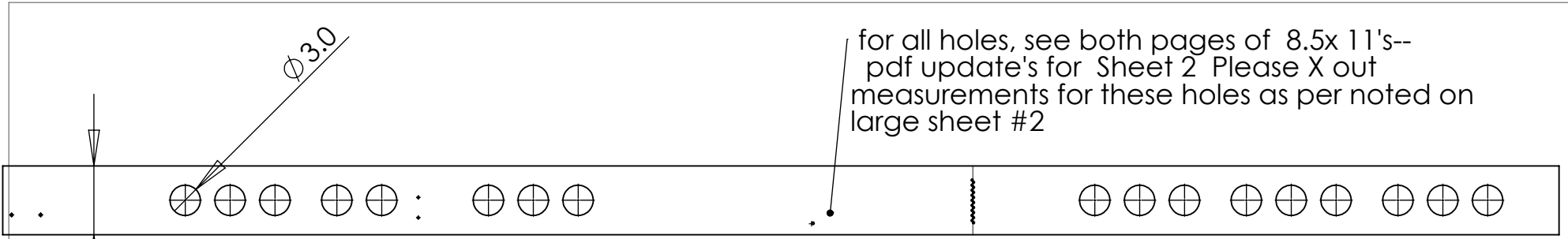
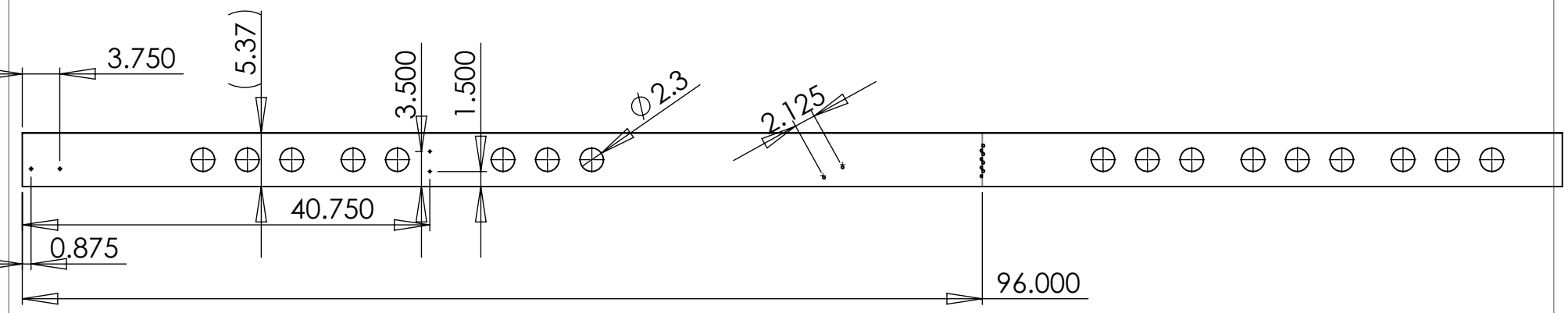


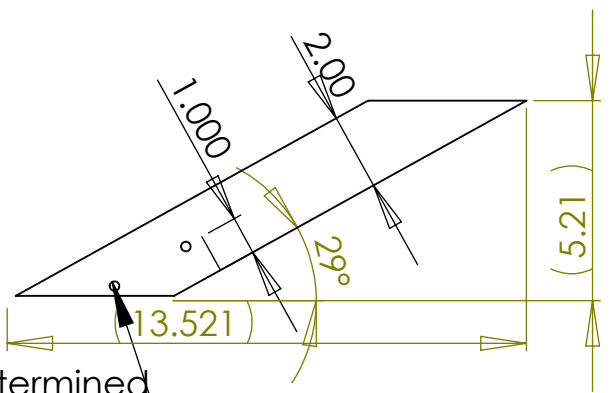
for all holes, see both pages of 8.5x 11's-- pdf update's for Sheet 2 Please X out measurements for these holes as per noted on large sheet #2



**Note: numbers in these ( ) are for approximate measurements  
Make parts with ( XX ) to fit your build.**



Front and rear spar fill in blocks, have .250 holes they are on center line from bottom to top as shown by 1" measurement  
Only drill these holes when all parts are in place. (as shown by second revision sheet- 8.5 x 11")



determined by strut attach bar measurements see sheet 2 of 2 8.5 x 11"

See sheet revision number below

**PROPRIETARY AND CONFIDENTIAL**  
THE INFORMATION CONTAINED IN THIS DRAWING IS THE SOLE PROPERTY OF Iron Design L.L.C. ANY REPRODUCTION IN PART OR AS A WHOLE WITHOUT THE WRITTEN PERMISSION OF Iron Design L.L.C. IS PROHIBITED.  
319-404-4401 call if presented for copy

		DIMENSIONS ARE IN INCHES TOLERANCES: FRACTIONAL ± ANGULAR: MACH ± BEND ± TWO PLACE DECIMAL ± THREE PLACE DECIMAL ±		NAME	DATE
		MATERIAL			
		FINISH			
NEXT ASSY	USED ON	COMMENTS:			
APPLICATION		DO NOT SCALE DRAWING			

*Iron Design L.L.C.*  
Added information for sheet (2) please note change to hole hole call outs for strut spar metal straps.

SIZE	DWG. NO.	rev
A	1 of 2- for sheet 2	B
SCALE:1:50	WEIGHT:	SHEET 1 OF 1